



College Updates

College of Pharmacy

Bob Brueggemeier
Dean and Professor



October 3, 2008



Outline

1. Academic Programs
2. Faculty
3. Finances
4. 2008-09






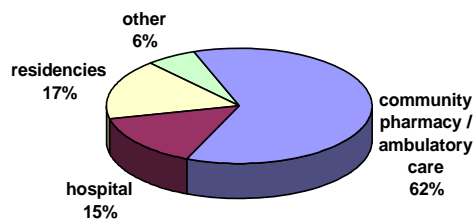
Academic Programs



PharmD Graduates in 2008

A total of 111 entry-level PharmD students received the Doctor of Pharmacy degree on June 8, 2008. This was our sixth ELPD graduating class.

Distribution of ELPD Graduates



A total of 24 NTPD students received the PharmD degree in 2007-08 academic year.



Pharm.D. Program (ELPD)

2008-09 Enrollment in ELPD:

PharmD 1	134	(courses)
PharmD 2	123	(courses)
PharmD 3	116	(courses)
PharmD 4	117	(rotations)
TOTAL	490	



Autumn Quarter 2008:
 resident tuition = \$15,777
 non-resident tuition = \$31,587

Combined degree programs:

PharmD/MS and PharmD/PhD
 PharmD/MBA
 PharmD/MPH



Student Enrollment Statistics

PharmD class of 134 students admitted in Autumn 2008:

- mean cumulative grade-point average = 3.49
- mean composite PCAT score = 84th percentile
- 95.5% had previously earned an academic degree
- 58.2% are female
- 23.2% are from minority groups
 - 3.0% African American
 - 20.2% Asian American
- 64.2% are residents of the state of Ohio
- 56.0% completed pre-pharmacy studies at Ohio State
 - 23.9% from BSPS program; 9.7% EAP program





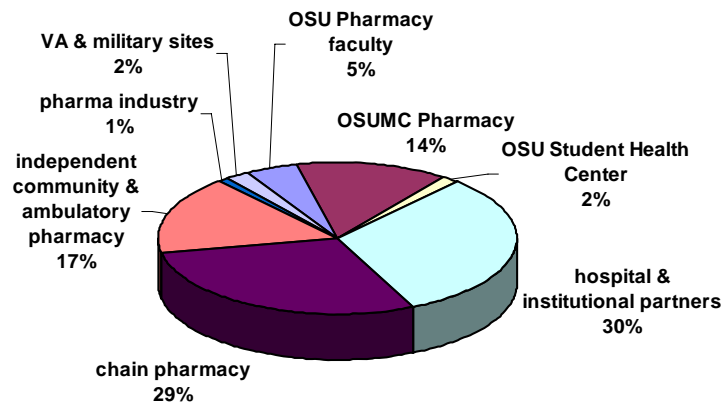
PharmD Professional Experiences Sites 2007-08 Academic Year

IPPE's:

Pharm 664 = 124 students
Pharm 784 = 116 students

APPE's:

Pharm 799 = 111 ELPD, 30 NTPD
total of 1,095 student months



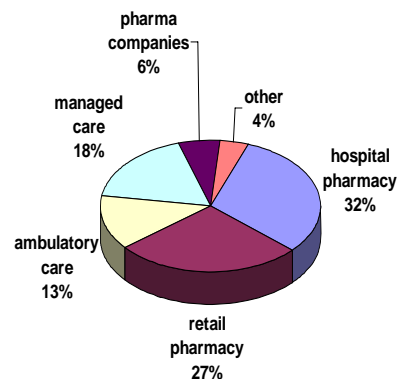
1,160 approved experiential preceptors



NTPD Program Statistics

- Total NTPD students = 164
 - Overall retention = 81%
 - Average age = 38.5
 - Average years from BS = 14.23
- Current enrollment = 60 students
- Number of NTPD graduates = 98
 - 45% OSU alumni
 - 70% Ohio residents

Areas of Pharmacy Practice



The NTPD has successfully enabled practicing pharmacists to enhance their clinical skills to the PharmD.



BSPS Graduates in 2007-08

85 BSPS students graduated in 2007-08

40 students graduated with Latin Honors:

- 22 Cum Laude (3.50-3.69)**
- 15 Magna Cum Laude (3.70-3.89)**
- 3 Summa Cum Laude (3.90 or higher)**



7 students graduating with Distinction and Honors (completed a Senior Honors Thesis)



Student Enrollment Statistics

BSPS students (Autumn 2008):

- 108 freshmen rank
- 105 sophomore rank
- 98 junior rank
- 166 senior rank
- 477 BSPS Total

- 54.8% female : 45.2% male

- 18.4% were from minority groups
 - 2.8% African American
 - 13.5% Asian American
 - 2.1% Hispanic

- 33% had University Honors status upon entry into the College

- UG Research, Pre-Pharmacy Club, Pharmacy House, Study Abroad, community service projects





Graduate Program Enrollment

Medicinal Chemistry & Pharmacognosy	29
Pharmaceutics	27
Pharmacology	7
Pharmacy Administration	13
MS in Health Systems Pharmacy	14
	<hr/>
	90
Interdisciplinary programs	5



In the 2007-08 academic year:

14 students obtained the PhD degree



19 students obtained an MS degree



Academic Programs

Enrollments as of September 2008:

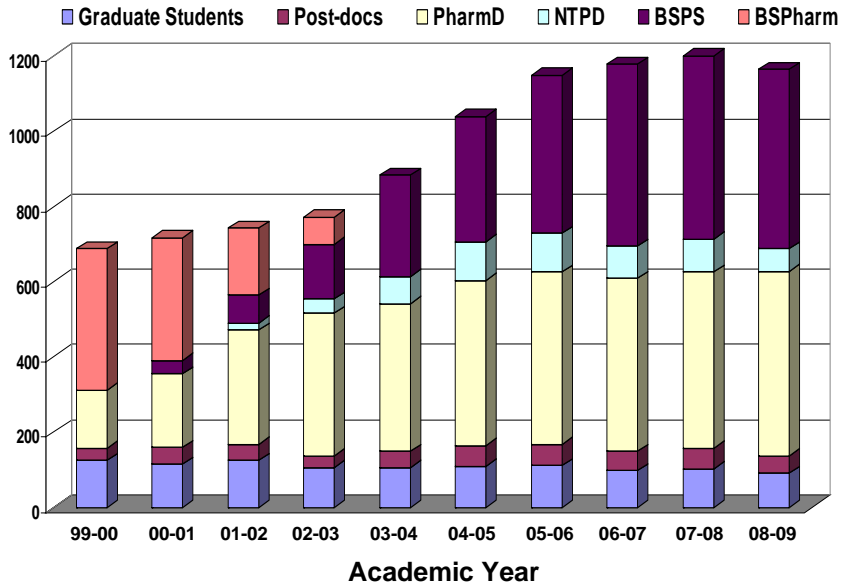
Residential PharmD program	490
• 117 P-4 students	
Nontraditional PharmD (NTPD)	60
BS Pharm Sci	477
Graduate Programs	90
	<hr/>
TOTAL	1,117



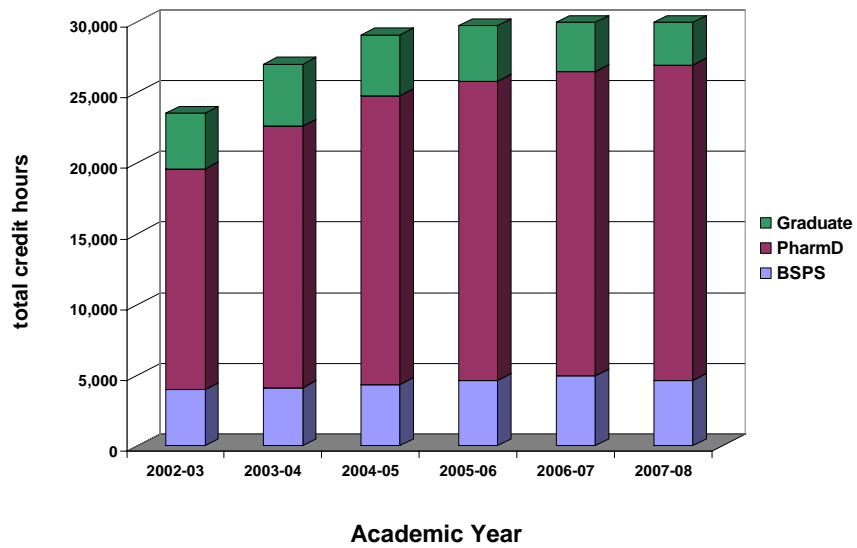
Tenure-track Faculty, Clinical-track Faculty, and Teaching Professionals = 56



Student Enrollment Trends



Credits Hours taught in College





Faculty and Staff



Faculty in College of Pharmacy

Current Faculty

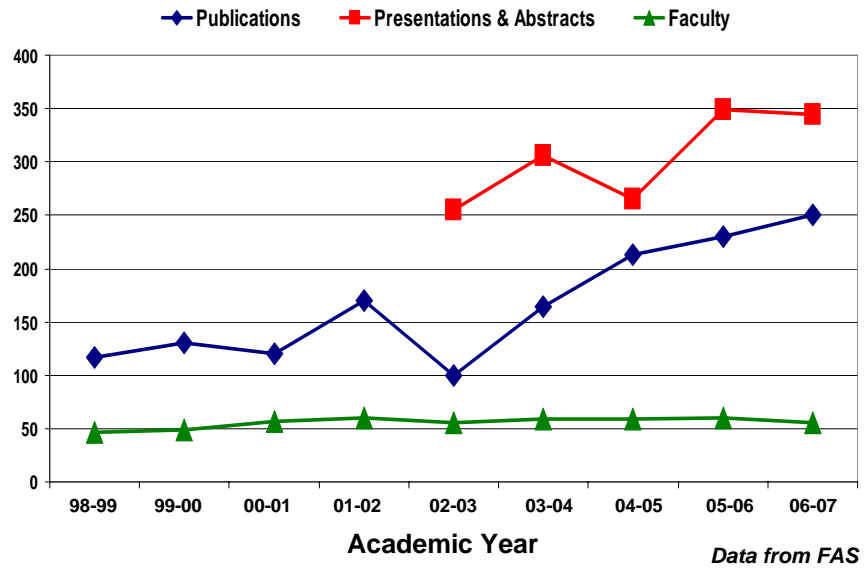
<i>Division</i>	<i>Professor</i>	<i>Associate Prof.</i>	<i>Assistant Prof.</i>	<i>Instructional A&P</i>	<i>Totals</i>
MedChem/Pcog	4 T	3 T	2 TT	1	10
Pharmaceutics	5 T	3 T	0 TT 1 RT	1	10
Pharmacology	4 T	2 T	2 TT	1	9
PPAD	3 T 1 CT	5 T 3 CT	2 TT 5 CT 1 RT	7	27
Totals	16 T 1 CT	13 T 3 CT	6 TT 5 CT 2 RT	10	56

T = tenured
 TT = tenure-track
 CT = clinical track
 RT = research track

2 open searches at senior level
3 open searches at junior level

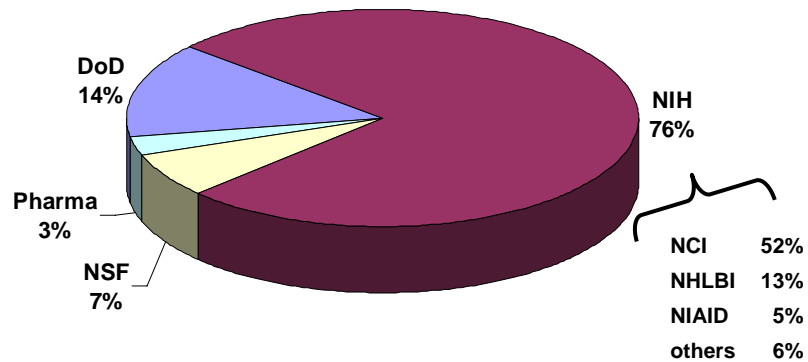


Faculty Scholarship



College of Pharmacy Research Awards NIH FY2008

Total = \$9.37M

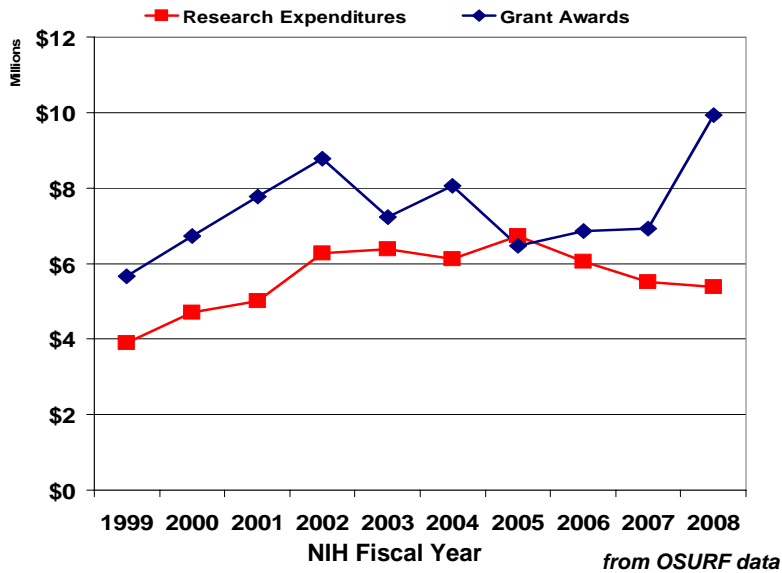


total of 51 awards
28 faculty as PI or co-PI

Period of Oct 2007 – Sept 2008



Trends in Extramural Funding



Outreach & Engagement

- Innovative partnerships (Kroger, CNHC, Cardinal Health-Life Care Alliance).
- Partnership with OSU Extension through *Partners for Promotion*.
- Pharmacy faculty and students are engaged in various service-learning activities.
- Offer medication education to P-12 students, college students, and adult learners.
- Enhanced global pharmacy education and research (Taiwan, Thailand, UK).
- Provide professional continuing education.



OSU College of Pharmacy

“Points of Pride”

- PharmD program ranked 5th in 2008 *US News & World Report*
- PhD program received “high quality” rating in recent OSU Graduate School review
- Faculty productivity ranked 2nd in Pharmacy by Academic Analytics in 2007
- 27 faculty received 38 national honors
- > 6,300 alumni – many support students as preceptors, mentors, donors



FY2008 Budget

Total FY2008 Expenditures = \$20.6M

